

English Hubs

Lacey Green English Hub

Shared Reading organisation



Top tips:

- All handbooks can be downloaded from Oxford Owl
 - Handbook 1 - https://www.oxfordowl.co.uk/welcome-back/for-school-back/online-learning/rwi-phonics/teaching-handbooks--1?sort_field=order&sort_dir=asc&toggle=header-block-information-closed&query=HB1&resource_type=&level=#
 - Handbook 2 - https://www.oxfordowl.co.uk/welcome-back/for-school-back/online-learning/rwi-phonics/teaching-handbooks--1?sort_field=order&sort_dir=asc&toggle=header-block-information-closed&query=HB2&resource_type=&level=#

Top tips:






- Get all shared reading books set up before you start to teach - this is key
- If all Shared Reading books are set up correctly all the reading teachers will need to do is - get the red cards for the week from their Phonics box, read the story, prep for their introduction and think about the story
- It took 2 TAs a FULL week to set up ALL the shared reading books
- Photocopy all words onto green card as they are real and this is consistent with your phonics resources
- We used two different coloured green cards. Light green for speedy green words and dark green for story green words. This makes it easier for each reading teacher when they pick up the wallet as they can quickly sort the cards into two piles.
- Please be aware that the timetables included have been created for our school and work for us (we only teach the Phonics and Shared Reading from RWI, we teach our own Writing)

Top tips:

- Most of the resources you will need can be downloaded from the Oxford Owl website
- Type in the name of the book you want the resources for

[Search](#)

- When typing in the title you need to make sure you type it exactly the same as it appears on the front cover - capitals letters in the correct place.
- Everything you can download for the book will appear

3.4 The dressing up box Interactive file to support teaching reading and writing, including a Speedy Green Words slideshow, screens to model writing, artwork prompts and printable files.	Storybooks	Set 3 Pink	Fiction	 Play
3.4 The dressing up box Story Green Word Cards Printable Story Green Word Cards.	Storybooks	Set 3 Pink	Fiction	 Download
3.4 The dressing up box Speedy Green Word Cards Printable Speedy Green Word Cards.	Storybooks	Set 3 Pink	Fiction	 Download
3.4 The dressing up box Red Words book page Printable page of Red Words from the book.	Storybooks	Set 3 Pink	Fiction	 Download
3.4 The dressing up box Introduction Printable story introduction.	Storybooks	Set 3 Pink	Fiction	 Download

Organisation of books

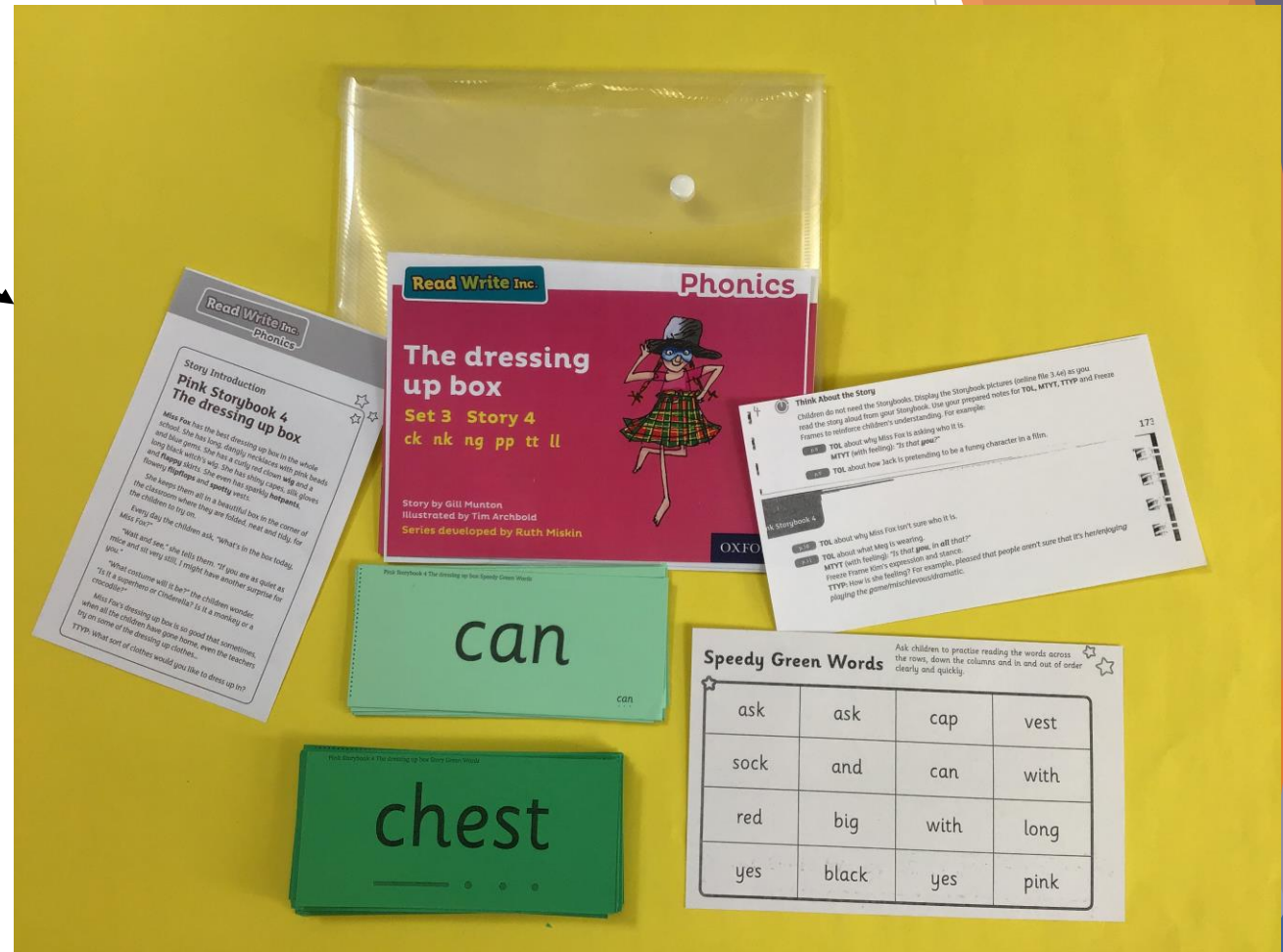


Unfortunately
the basket we
use are no
longer
available



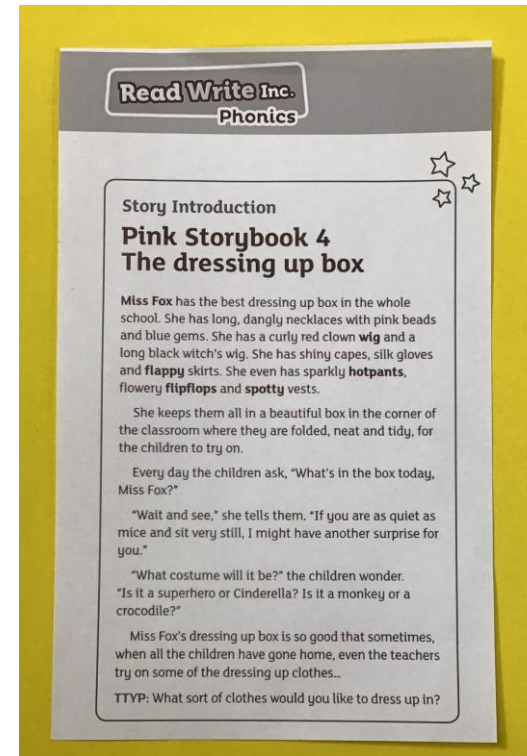
An example of 1 book
- The dressing up box

- Buy wallets to organise resources for each book - https://www.amazon.co.uk/s?k=a5+plastic+clip+wallets&ref=nb_sb_noss_2
- Use 1 wallet per book
- Each wallet should include a story introduction, speedy green words, story green words and think about the story.



Story introduction

- Print off Oxford Owl
- The dressing up box introduction - https://cdn.oxfordowl.co.uk/2016/07/22/09/10/33/756/rwi_RPhO_PkSbk4_intro.pdf



3.4 The dressing up box Introduction

Printable story introduction.

English Hubs

Lacey Green English Hub

Storybooks

Set 3 Pink

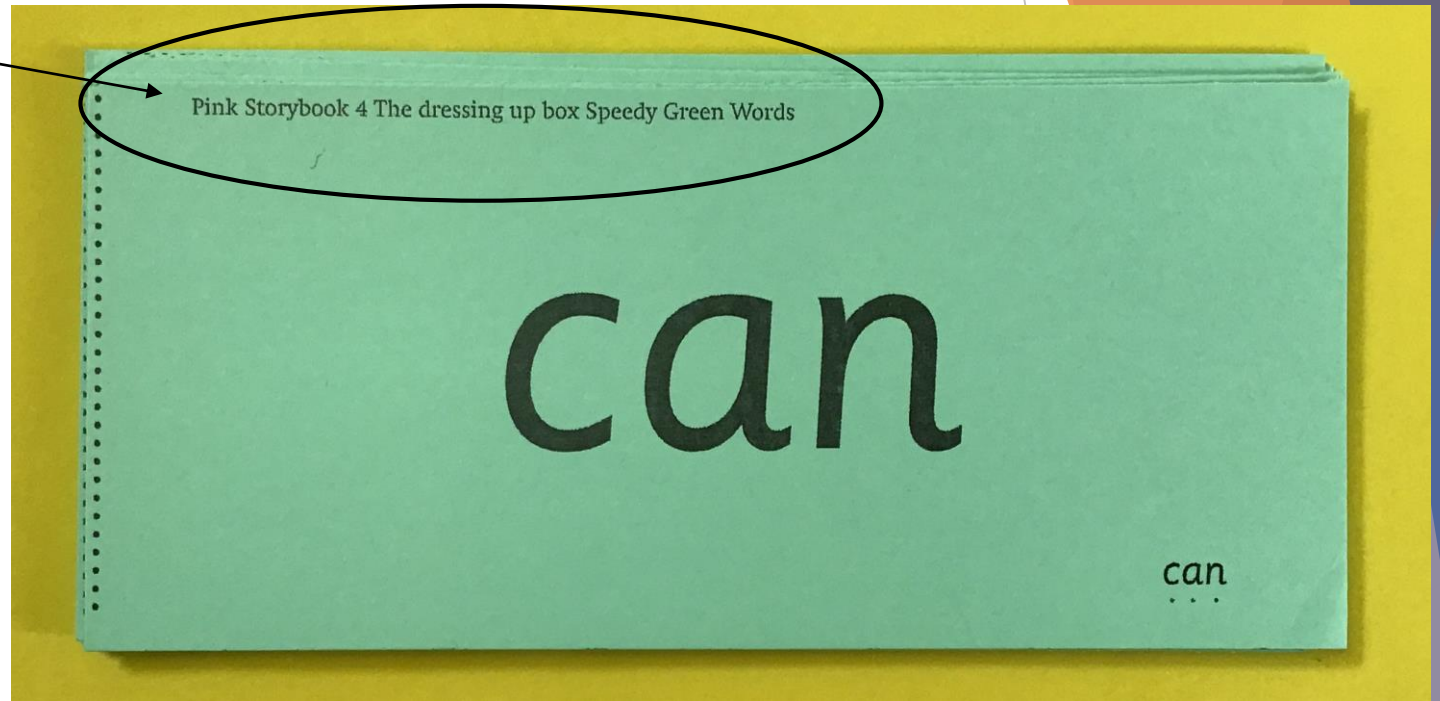
Fiction



Download

Speedy Green Words

- Print off Oxford Owl
- Speedy green words for The dressing up box -
https://cdn.oxfordowl.co.uk/2016/07/22/09/10/48/475/rwi_RPhO_PkSbk4_SpGWC.pdf



3.4 The dressing up box Speedy Green Word Cards

Printable Speedy Green Word Cards.

Storybooks

Set 3 Pink

Fiction



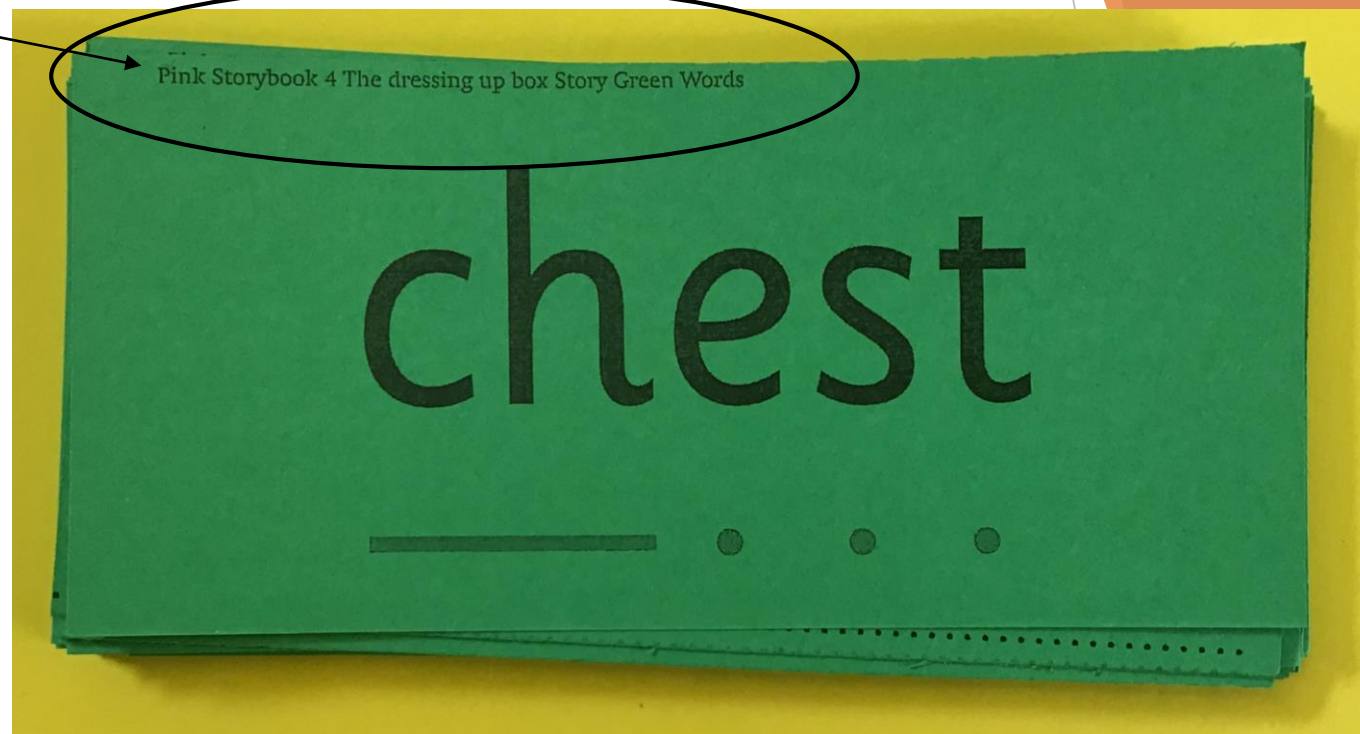
Download

English Hubs

Lacey Green English Hub

Story Green Words

- Print off Oxford Owl
- Story Green Words for The dressing up box - https://cdn.oxfordowl.co.uk/2016/07/22/09/10/56/517/rwi_RPhO_PkSbk_4_StGWC.pdf



3.4 The dressing up box Story Green Word Cards

Printable Story Green Word Cards.

Storybooks

Set 3 Pink

Fiction



Download

English Hubs

Lacey Green English Hub

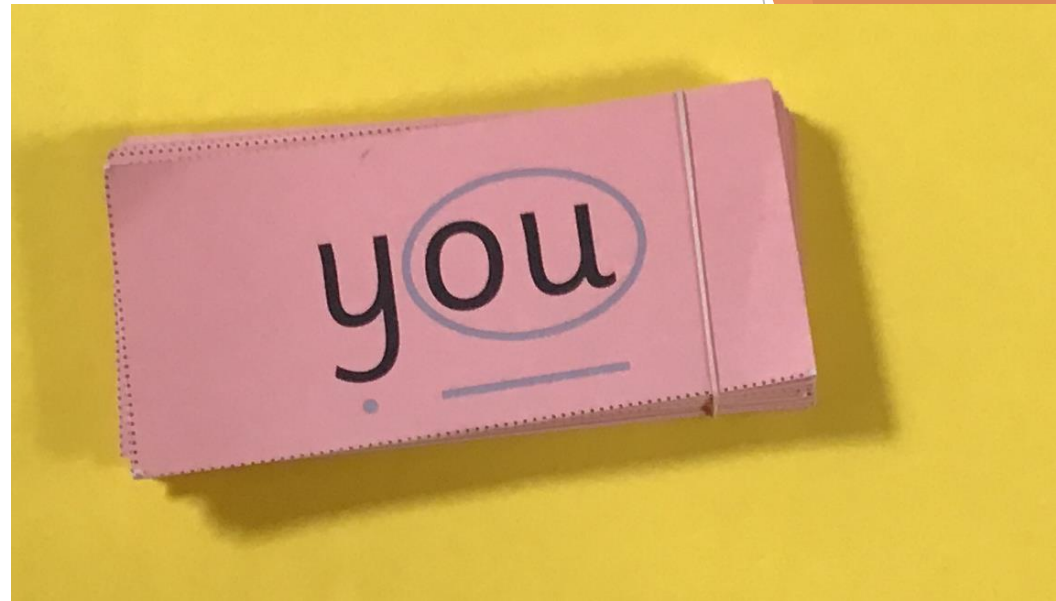
Red Words

- These will have been ordered from OUP
- Each Reading Teacher should have their own set of Red words and will need to get these out ready - this should be done in their planning time
- To find out which Red words they will need they can look in the book for this page
- This card can also be downloaded from Oxford Owl - Red Words for The dressing up box

https://cdn.oxfordowl.co.uk/2016/07/22/09/10/40/965/rwi_RPhO_PkSbk4_RWpg.pdf

English Hubs

Lacey Green English Hub



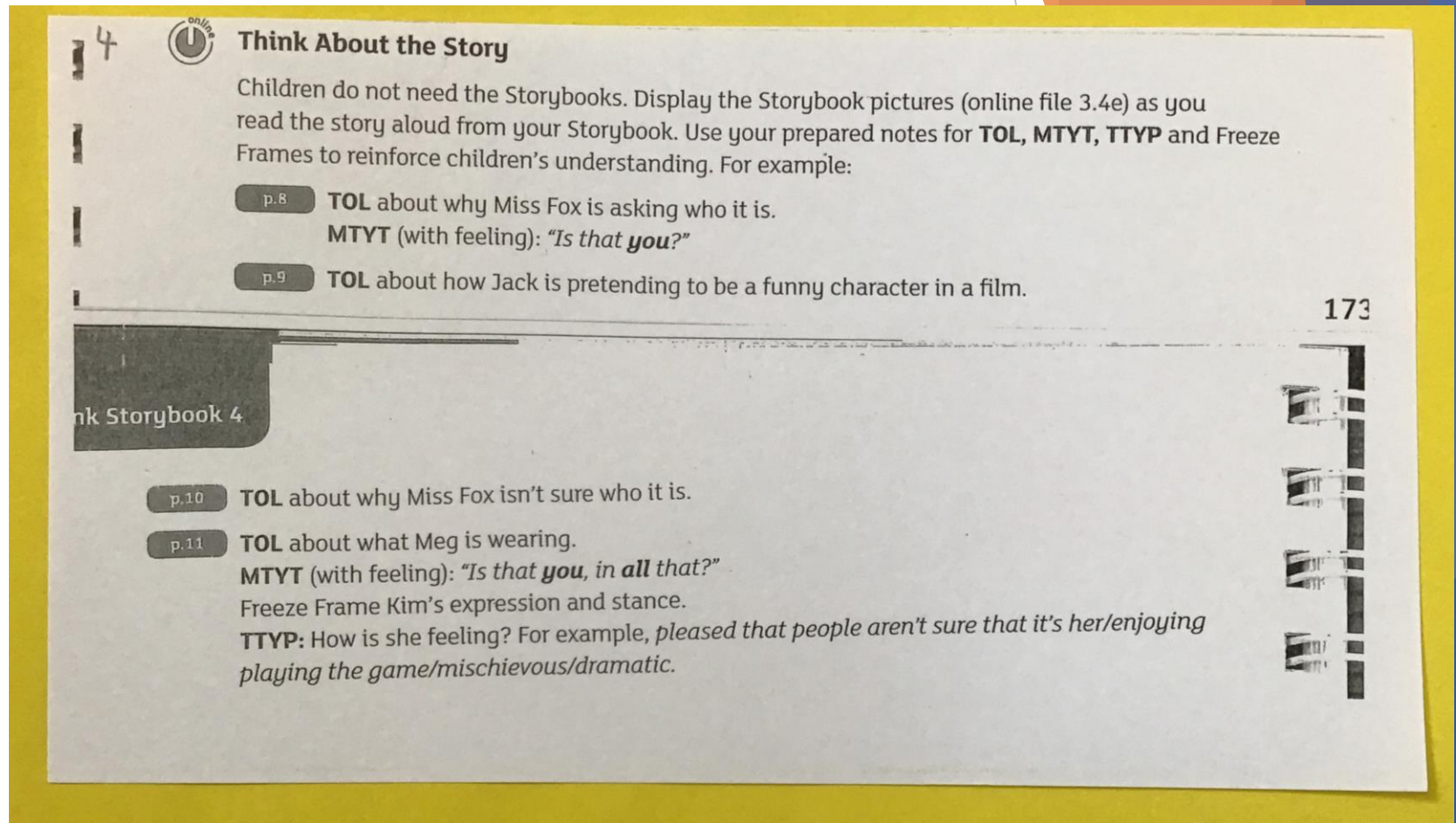
Red Words

Ask children to practise reading the words across the rows, down the columns and in and out of order clearly and quickly.

all	me	you	said
the	be	her	he
call	want	I've	to
no	my	your	we

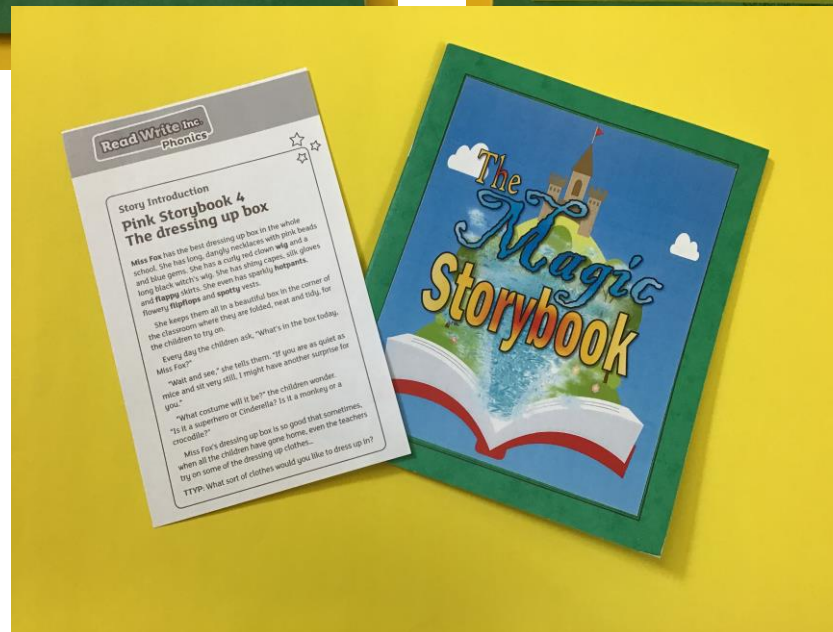
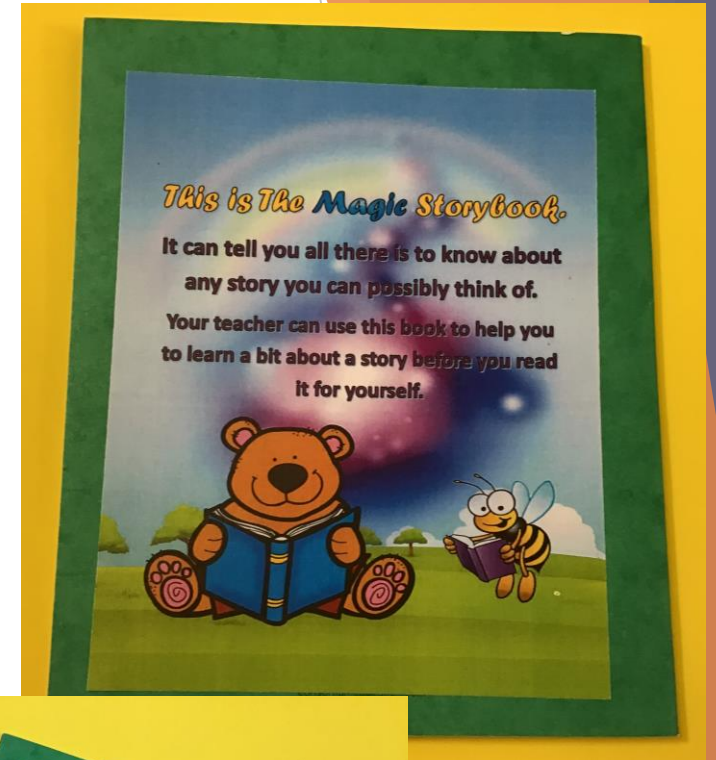
Think About The Story

- This will need to be photocopied from the Handbook



Optional resource

- We have made magic storybooks to read our introductions from - all Reading teachers have their own Magic Storybook in their Phonics box
- The reason for this, is to look like we are reading a story to the children not just reading off a piece of paper



Optional resource for your wallet

- We include a copy of the Speedy Green words chart (found at the back of the shared reading book) and the Red Words chart (found near the front of the book)
- These can then be quickly photocopied to go home with the children

Red Words

Ask children to practise reading the words across the rows, down the columns and in and out of order clearly and quickly.


all	me	you	said
the	be	her	he
call	want	I've	to
no	my	your	we

Speedy Green Words

Ask children to practise reading the words across the rows, down the columns and in and out of order clearly and quickly.

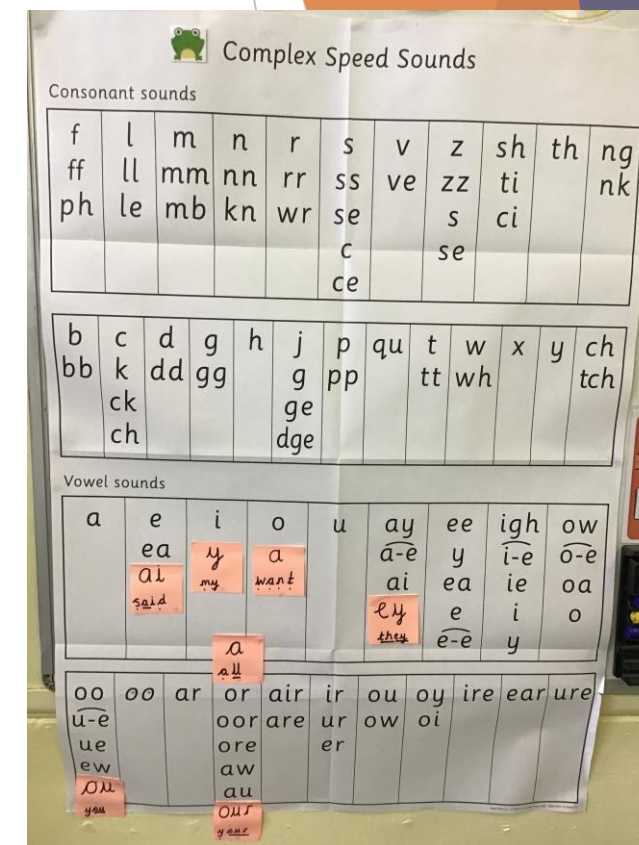
ask	ask	cap	vest
sock	and	can	with
red	big	with	long
yes	black	yes	pink

Teaching space



Simple chart

- You will either need a simple or complex speed sound chart up in each space a group will be taught
- Set 1 & 2 - simple chart
- Set 3 - complex chart
- Will come with your OUP order
- It is also useful to have a simple chart up in EYFS & a complex chart up in the Year 1 classroom
- When you learn new sounds in shared reading add them to the chart




Complex Chart

Planning

- Planning for each book can be found in Handbook 1 or 2
- Planning includes shared reading and writing
- If you are following the whole RWI programme you will follow all the plans
- If you are only taking on the phonics and reading part you will not need to follow the whole plan - see timetable

English Hubs

Lacey Green English Hub



Timetable - Red Ditty

Daily Timetable

Red Ditty Book reading – 3 stories per week, 2 hold a sentence per week

Day 1	Day 2	Day 3	Day 4	Day 5
Daily Speed sounds lesson (15 minutes)	Daily Speed sounds lesson (15 minutes)	Daily Speed sounds lesson (15 minutes)	Daily Speed sounds lesson (15 minutes)	Daily Speed sounds lesson (15 minutes)
New story		New Story		New Story
Speed sounds from the card	Partner practice – speed sounds, story green words and red words	Speed sounds from the card	Partner practice – speed sounds, story green words and red words	Speed sounds from the card
Story Green words – found in pack with books	Second read –children (for fluency)	Story Green words – found in pack with books	Second read –children (for fluency)	Story Green words – found in pack with books
Red words – use from your phonics resources	Question	Red words – use from your phonics resources	Question	Red words – use from your phonics resources
Partner practice – speed sounds, story green words and red words	Hold a sentence	Partner practice – speed sounds, story green words and red words	Hold a sentence	Partner practice – speed sounds, story green words and red words
Story introduction		Story introduction		Story introduction
First read –children (for accuracy)		First read –children (for accuracy)		First read –children (for accuracy)
Read aloud teacher		Read aloud teacher		Read aloud teacher
Jump in		Jump in		Jump in

Timetable - Green to orange books

5 Day phonics/ reading timetable

Green, Purple, Pink, Orange story books

30 minute daily session

Day 1	Day 2	Day 3	Day 4	Day 5
Daily Speed sounds lesson (10 minutes)	Daily Speed sounds lesson (10 minutes)	Daily Speed sounds lesson (10 minutes)	Daily Speed sounds lesson (10 minutes)	Daily Speed sounds lesson (10 minutes)
Speed sounds from story book – teach ones in the circles	Story green words and Speedy green words	Speedy green words	Think about the story	Writing red words
Story Green words – found in pack with books	Red words	Red words	Third read – children (for comprehension)	Hold a sentence
Speedy Green Words – found in pack with books	Partner practice – speedy green and red	Partner practice – speedy green and red	Questions to talk about	Read linked text
Red words – use from your phonics resources	Story introduction	Jump in		
Partner practice – speed sounds, story green words and red words (if there is time you could practise speedy green words)	First read – children (for accuracy)	Second read – children (for fluency)		
	Read aloud – teacher			

Timetable - yellow+

5 Day phonics/ reading timetable

Yellow story books +

30 minute session daily

Day 1	Day 2	Day 3	Day 4	Day 5
Daily Speed sounds lesson (10 minutes – 3 minutes reading/ 7 minutes spellings)	Daily Speed sounds lesson (10 minutes – 3 minutes reading/ 7 minutes spellings)	Daily Speed sounds lesson (10 minutes – 3 minutes reading/ 7 minutes spellings)	Daily Speed sounds lesson (10 minutes – 3 minutes reading/ 7 minutes spellings)	Daily Speed sounds lesson (10 minutes – 3 minutes reading/ 7 minutes spellings)
Speed sounds from story book – teach ones in the circles	Story green words and Speedy green words	Speedy green words	Think about the story	Writing red words- red rhythms
Story Green words – found in pack with books	Red words	Red words	Third read – children (for comprehension)	Hold a sentence
Speedy Green Words – found in pack with books	Partner practice – speedy green and red	Partner practice – speedy green and red	Questions to talk about	Read linked text
Red words – use from your phonics resources	Story introduction	Jump in	Questions to read and answer	
Partner practice – speed sounds, story green words and red words (speedy green words if there is time)	First read – children (for accuracy)	Second read – children (for fluency)		
	Read aloud – teacher			